

1-1-2020

Numerical analysis of carbon nanotube-based nanofluid unsteady flow amid two rotating disks with hall current coatings and homogeneous-heterogeneous reactions

Muhammad Ramzan
Bahria University

Saima Riasat
Bahria University

Seifedine Kadry
Beirut Arab University

Pin Kuntha
Soonchunhyang University

Yunyoung Nam
Soonchunhyang University

See next page for additional authors

Follow this and additional works at: <https://zuscholars.zu.ac.ae/works>



Part of the [Life Sciences Commons](#)

Recommended Citation

Ramzan, Muhammad; Riasat, Saima; Kadry, Seifedine; Kuntha, Pin; Nam, Yunyoung; and Howari, Fares, "Numerical analysis of carbon nanotube-based nanofluid unsteady flow amid two rotating disks with hall current coatings and homogeneous-heterogeneous reactions" (2020). *All Works*. 2525.
<https://zuscholars.zu.ac.ae/works/2525>



This Article is brought to you for free and open access by ZU Scholars. It has been accepted for inclusion in All Works by an authorized administrator of ZU Scholars. For more information, please contact Yrjo.Lappalainen@zu.ac.ae, nikesh.narayanan@zu.ac.ae.

Author First name, Last name, Institution

Muhammad Ramzan, Saima Riasat, Seifedine Kadry, Pin Kuntha, Yunyoung Nam, and Fares Howari

Article

Numerical Analysis of Carbon Nanotube-Based Nanofluid Unsteady Flow Amid Two Rotating Disks with Hall Current Coatings and Homogeneous–Heterogeneous Reactions

Muhammad Ramzan ^{1,2,*}, Saima Riasat ¹, Seifedine Kadry ³ , Pin Kuntha ⁴, Yunyoung Nam ^{5,*}  and Fares Howari ⁶

¹ Department of Computer Science, Bahria University, Islamabad 44000, Pakistan; saimaqau@live.com

² Department of Mechanical Engineering, Sejong University, Seoul 143-747, Korea

³ Department of Mathematics and Computer Science, Faculty of Science, Beirut Arab University, Beirut 115020, Lebanon; skadry@gmail.com

⁴ Department of ICT Convergence Rehabilitation Engineering, Soonchunhyang University, Asan 31538, Korea; pin.kuntha145@gmail.com

⁵ Department of Computer Science and Engineering, Soonchunhyang University, Asan 31538, Korea

⁶ College of Natural and Health Sciences, Zayed University, Abu Dhabi 144543, UAE; Fares.Howari@zu.ac.ae

* Correspondence: mramzan@bahria.edu.pk (M.R.); ynam@sch.ac.kr (Y.N.)

Received: 20 November 2019; Accepted: 4 January 2020; Published: 5 January 2020



Abstract: In the present exploration, our objective is to investigate the importance of Hall current coatings in the establishment of Cattaneo–Christov (CC) heat flux model in an unsteady aqueous-based nanofluid flow comprising single (SWCNTs) and multi-walled (MWCNTs) carbon nanotubes (CNTs) amid two parallel rotating stretchable disks. The novelty of the presented model is strengthened with the presence of homogeneous-heterogeneous (HH) reactions and thermal stratification effects. The numerical solution of the system of coupled differential equations with high nonlinearity is obtained by applying the *bvp4c* function of MATLAB software. To corroborate the authenticity of the present envisioned mathematical model, a comparison table is added to this study in limiting case. An excellent harmony between the two results is obtained. Effects of numerous parameters on involved distributions are displayed graphically and are argued logically in the light of physical laws. Numerical values of coefficient of drag force and Nusselt number are also tabulated for different parameters. It is observed that tangential velocity (function of rotation parameter) is increasing for both CNTs. Further, the incremental values of thermal stratification parameter cause the decrease in fluid temperature parameter.

Keywords: coatings; Hall current; Cattaneo–Christov heat flux; carbon nanotubes; homogeneous–heterogeneous reactions

1. Introduction

Nanofluids consist of solid particles called nanoparticles with higher thermal characteristics suspended in some base fluid. Moreover, convective heat transfer through nanoparticles has motivated many researchers for its industrial applications, pharmaceutical processes, domestic refrigerators, chillers, heat exchangers, electronic cooling system, and radiators, etc., [1]. Nanofluids are considered as the finest coolants for its various industrial applications. Nanofluids exhibit promising thermos-physical properties e.g., they have small viscosity and density and large thermal conductivity and specific heat [2]. As far as transportation of energy is concerned, the ideal features of nanofluids are the high thermal

conduction and low viscosity [3]. Choi and Eastman [4] primarily examined the upsurge in thermal conductivity by submerging nanoparticles into the ordinary fluid. Because of these thermos-physical characteristics, nanofluids are considered as the finest coolants that can work at various temperature ranges [5]. Sheikholeslami et al. [6] found a numerical solution ferrofluid flow under the influence of applied magnetic field in a hot elliptic cylinder. It is examined by them that strong Lorentz force is a source in declining the temperature of the fluid. The water-based nanofluid flow with numerous magnetite nanoparticles amid two stretchable rotating disks is numerically studied by Haq et al. [7]. Khan et al. [8] numerically addressed the water and ethylene glycol based nanofluid flow containing copper nanoparticles with suction/injection effect between parallel rotating stretchable disks. Saidi and Tamim [9] examined the pressure drop and heat transfer properties of nanofluid flow induce amid parallel stretchable disks in rotation by considering thermophoresis effects. Hayat et al. [10] also found a series solution of Jeffrey nanofluid flow between two coaxial rotating stretchable disks having convective boundary condition. Pourmehran et al. [11] numerically simulated the nanofluid flow between coaxial stretchable rotating disks.

Molecules of carbon atoms arranged in a cylindrical shape to form a structure called carbon nanotubes (CNTs). This arrangement of the molecule may be by rolling up of single sheet or by multiple sheets of graphene [12]. The novel properties of CNTs are light weight and high thermal conductivity, which make them potentially useful. CNTs are not dangerous to the environment as they are composed of carbon atoms [13]. The CNTs are the most desirous materials of the twenty-first century. Modern applications of CNTs are in microfabrication technique, pancreatic cancer test, and tissue engineering, etc., [14]. The flow of nanofluid containing both types CNTs with thermal radiation and convective boundary condition effects is examined analytically by Imtiaz et al. [15]. The water-based nanofluid flow containing CNTs of both categories under the impact of magneto-hydrodynamics (MHD) amid two parallel disks is studied by Haq et al. [16]. Mosayebidorcheh et al. [17] did heat transfer analysis with thermal radiation impacts of CNTs-based nanofluid squeezing flow between two parallel disks numerically via the least square method. Effects of thermal radiation in a magnetic field comprising both types of CNTs aqueous based nanofluid flow by two rotating stretchable disks are debated by Jyothi et al. [18]. Transparent carbon nanotubes coating to obtain conductive transparent coating is analyzed by Kaempgen [19]. Keefer et al. [20] studied carbon nanotube-coated electrodes to improve the current electrophysiological techniques. Enzyme-coated carbon nanotube as a single molecule biosensor was reported by Besteman et al. [21]. Some recent investigations featuring Carbon nanotubes amalgamated fluid flow may be found in [22–30] and many therein.

Thermal energy transformation possesses significant importance in engineering applications such as fuel cell efficiency, biomedical applications including cooling of electronic devices, heat conduction in tissues, energy production, heat exchangers, and cooling towers etc., [31]. Classical Fourier law of heat conduction was employed to describe the mechanism of heat transfer. But this model gives parabolic energy equation that is medium encountered initial disturbance instantly which is called “heat conduction paradox.” Cattaneo [32] tackled this enigma by introducing the time needed for the conduction of heat via thermal waves at a limited speed which is known as thermal relaxation time. The modification in Fourier law gives hyperbolic energy equation for temperature profile. Christov [33] further inserted Oldroyd’s upper convective derivative to maintain material invariant formulation. This upgraded model is known as Cattaneo-Christov heat flux model. The aqueous fluid flow by two rotating disks with the impact of CC heat flux is studied by Hayat et al. [34]. Dogonchi et al. [35] scrutinized the squeezed flow of nanofluid encompassing CC heat flux and thermal radiation effects. Lu et al. [36] discussed the unsteady squeezing nanofluid flow between parallel disks comprising CNTs with CC heat flux model and HH reactions. The recent advance studies on CC heat flux is done by many researchers [37–40].

The aforementioned literature survey (Table 1) reveals that unsteady nanofluid flow containing CNTs with CC heat flux under the influence of hall current between two rotating stretchable disks is not yet discussed. Additional impacts like HH reactions and thermal stratification of the presented

mathematical model may be considered as added features toward the novelty of the problem. The problem is solved numerically by using the bvp4c function of MATLAB software.

Table 1. A comparison table depicting uniqueness of presented mathematical model.

Author	CC Heat Flux	HH Reactions	Nanofluid with CNTs	Hall Effect	Thermal Stratification	Rotating Parallel Disks
Hayat et al. [10]	×	×	×	×	×	√
Imtiaz et al. [15]	×	×	√	×	×	√
Hayat et al. [34]	√	×	√	×	×	√
Lu et al. [36]	√	√	√	×	×	√
Present	√	√	√	√	√	√

(×) shows effect is absent and (√) shows the presence of effect.

2. Problem Formulation

Consider an axisymmetric unsteady MHD water base nanofluid flow between continuously stretchable disks with hall current effect amid non-conducting rotating disks at $z = 0$ and $z = h$. The disks rotate at constant angular velocities Ω_1 and Ω_2 about its axis. Magnetic field B_0 that is uniformly distributed is applied in the normal direction of the disks (Figure 1). Furthermore, the stretching rates of the disks are a_1 and a_2 . Temperature $T_2 = T_0 + \frac{Br}{1-ct}$ refers to the temperature of upper disk while the disk's temperature at $z = h$ is $T_1 = T_0 + \frac{Ar}{1-ct}$ in a thermally stratified medium.

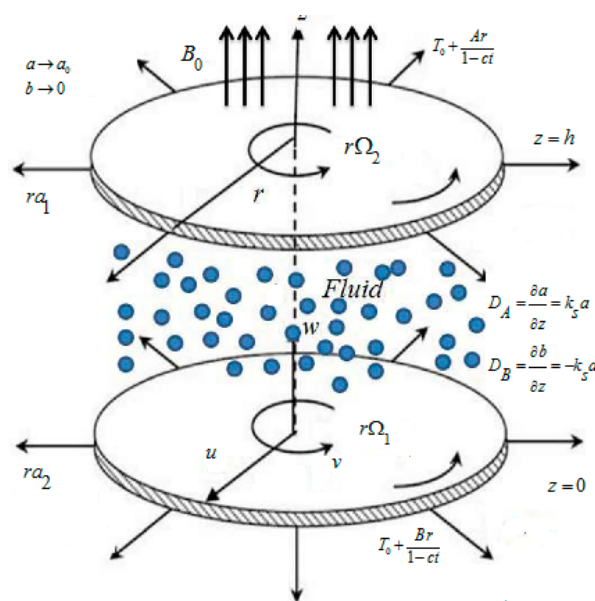
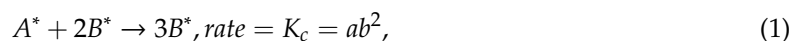


Figure 1. Schematic picture of the fluid flow.

For isothermal cubic autocatalysis, a model for homogeneous and heterogeneous reactions with reactants as chemical species are A^* and B^* and was proposed by Merkin and Chaudary [41] and is given by:



The continuity equation is

$$\nabla \cdot \vec{V} = 0, \tag{3}$$

The momentum equations are

$$\frac{\partial u}{\partial t} + (\vec{V} \cdot \nabla)u = \frac{-1}{\rho_{nf}} p_r^* + \frac{\mu_{nf}}{\rho_{nf}} (\nabla^2 u) - \frac{\sigma_{nf}}{\rho_{nf}} \frac{B_O^2}{1+m^2} (u - mv), \tag{4}$$

$$\frac{\partial v}{\partial t} + (\vec{V} \cdot \nabla)v = \frac{\mu_{nf}}{\rho_{nf}} (\nabla^2 v) - \frac{\sigma_{nf}}{\rho_{nf}} \frac{B_O^2}{1+m^2} (v + mu), \tag{5}$$

$$\frac{\partial w}{\partial t} + (\vec{V} \cdot \nabla)w = \frac{-1}{\rho_{nf}} p_z^* + \frac{\mu_{nf}}{\rho_{nf}} + \nabla^2 w, \tag{6}$$

The relevant energy equation is

$$(\rho C_p)_{nf} (\vec{V} \cdot \nabla)T = -\nabla \cdot \vec{q}, \tag{7}$$

where T represents the temperature, C_p the specific heat and \vec{q} the heat flux. Heat flux in perspective of Cattaneo–Christov expression is satisfied.

$$\vec{q} + \epsilon_1 \left(\frac{\partial \vec{q}}{\partial t} + \vec{V} \cdot (\nabla \vec{q}) - \vec{q} \cdot (\nabla \vec{V}) + (\nabla \cdot \vec{V}) \vec{q} \right) - k \nabla T. \tag{8}$$

Here, ϵ_1 is the thermal relaxation time and k is the thermal conductivity. Utilizing the incompressibility condition, we arrive at

$$\vec{q} + \epsilon_1 \left(\frac{\partial \vec{q}}{\partial t} + \vec{V} \cdot (\nabla \vec{q}) - \vec{q} \cdot \nabla \vec{V} \right) - k \nabla T. \tag{9}$$

Eliminating \vec{q} from Equations (9) and (7), we get

$$T_t + uT_r + wT_z + \epsilon_1 (T_{tt} + u_t T_r + 2uT_{tr} + 2wT_{tz} + w_t T_z + uu_r T_r + ww_z T_z + uw_r T_r + wT_r T_z + 2uwT_{tz} + u^2 w_{rr} + w^2 T_{zz}) = \frac{K_{nf}}{(\rho C_p)_{nf}} (\nabla^2 T). \tag{10}$$

As $\vec{V} = (u, v, w)$ is the velocity vector, we obtain the following governing equations after applying the boundary layer theory:

$$u_r + \frac{u}{r} + w_z = 0, \tag{11}$$

$$u_t + uu_r + ww_z - \frac{v^2}{r} = \frac{-1}{\rho_{nf}} p_r^* + \frac{\mu_{nf}}{\rho_{nf}} \left(u_{rr} + \frac{1}{r} u_r - \frac{u}{r^2} + u_{zz} \right) - \frac{\sigma_{nf}}{\rho_{nf}} \frac{B_O^2}{1+m^2} (u - mv), \tag{12}$$

$$v_t + uv_r + ww_z + \frac{uv}{r} = \frac{\mu_{nf}}{\rho_{nf}} \left(v_{rr} + \frac{1}{r} v_r - \frac{v}{r^2} + v_{zz} \right) - \frac{\sigma_{nf}}{\rho_{nf}} \frac{B_O^2}{1+m^2} (v + mu), \tag{13}$$

$$w_t + uw_r + ww_z - \frac{v^2}{r} = \frac{-1}{\rho_{nf}} p_z^* + \frac{\mu_{nf}}{\rho_{nf}} \left(w_{rr} + \frac{1}{r} w_r + w_{zz} \right), \tag{14}$$

$$T_t + uT_r + wT_z + \epsilon_1 (T_{tt} + u_t T_r + 2uT_{tr} + 2wT_{tz} + w_t T_z + uu_r T_r + ww_z T_z + uw_r T_r + wT_r T_z + 2uwT_{tz} + u^2 w_{rr} + w^2 T_{zz}) = \frac{K_{nf}}{(\rho C_p)_{nf}} \left(T_{rr} + \frac{1}{r} T_r + T_{zz} \right), \tag{15}$$

$$a_t + ua_r + wa_z = D_A \left(a_{rr} + \frac{1}{r} a_r + a_{zz} \right) - K_c ab^2, \tag{16}$$

$$b_t + ub_r + wb_z = D_B \left(b_{rr} + \frac{1}{r} b_r + b_{zz} \right) + K_c ab^2. \tag{17}$$

The associated boundary conditions are

$$u = \frac{ra_1}{1-ct}, v = \frac{r\Omega_1}{1-ct}, w = 0, T = T_1(r) = T_0 + \frac{Ar}{1-ct},$$

$$D_A \frac{\partial a}{\partial z} = K_s a, D_B \frac{\partial b}{\partial z} = -K_s a, \text{ at } z = 0, \tag{18}$$

$$u = \frac{ra_2}{1-ct}, v = \frac{r\Omega_2}{1-ct}, w = 0, T = T_2(r) = T_0 + \frac{Br}{1-ct}, a \rightarrow a_0, b \rightarrow 0, z = h. \tag{19}$$

Here, T_0 is the reference temperature. A and B are the dimensional constant with dimension $[T \cdot L^{-1}]$.

Thermo-physical properties of CNTs are represented in mathematical form as follows:

$$A = \frac{\mu_{nf}}{\mu_f} = \frac{1}{(1-\phi)^{2.5}}, \tag{20}$$

$$B = \frac{\rho_{nf}}{\rho_f} = (1-\phi) + \frac{\rho_{CNT}}{\rho_f} \phi, \tag{21}$$

$$C = \frac{(\rho C_p)_{nf}}{(\rho C_p)_f} = (1-\phi) + \frac{(\rho C_p)_{CNT}}{(\rho C_p)_f} \phi, \tag{22}$$

$$D = \frac{k_{nf}}{k_f} = \frac{(1-\phi) + 2\phi \frac{k_{CNT}}{k_{CNT}-k_f} \ln \frac{k_{CNT}+k_f}{2k_f}}{(1-\phi) + 2\phi \frac{k_f}{k_{CNT}-k_f} \ln \frac{k_{CNT}+k_f}{2k_f}}, \tag{23}$$

$$\frac{\sigma_{nf}}{\sigma_f} = 1 + \frac{3\phi \left(\frac{\sigma_{CNT}}{\sigma_f} - 1 \right)}{\left(\frac{\sigma_{CNT}}{\sigma_f} + 2 \right) - \left(\frac{\sigma_{CNT}}{\sigma_f} - 1 \right)}. \tag{24}$$

Table 2 represents the thermos-physical characteristics of CNTs and H₂O.

Table 2. Thermo-physical properties of water and carbon nanotubes.

Physical Properties	Base Fluid (H ₂ O)	MWCNTs	SWCNTs
$C_p \left(\frac{J}{kg \cdot K} \right)$	4179	796	425
$\rho \left(\frac{kg}{m^3} \right)$	997.1	1600	2600
$k \left(\frac{W}{mk} \right)$	0.613	3000	6600

Following transformation are used to convert the above nonlinear partial differential equations to dimensionless ordinary differential equations.

$$u = \frac{r\Omega_1}{1-ct} f'(\eta), v = \frac{r\Omega_1}{1-ct} g(\eta), w = \frac{2h\Omega_1}{\sqrt{1-ct}} f(\eta), \theta = \frac{T-T_0}{T_1-T_0},$$

$$p^* = \frac{\rho\Omega_1 v}{(1-ct)^2} \left(P(\eta) + \frac{r^2}{2h^2} \varepsilon \right), \eta = \frac{z}{h\sqrt{1-ct}}, a = c_0 \tilde{\varphi}, b = c_0 \tilde{l}. \tag{25}$$

Equation (11) is satisfied automatically, Equations (12) to (17) are transformed into the following form:

$$A_1 \left(f' + \frac{\eta}{2} f'' \right) + Re(f'^2 - 2ff'' - g^2) + \varepsilon - \frac{\sigma_{nf}}{\sigma_f} \frac{MRe(f' - mg)}{B(1+m^2)} = \frac{A}{B} f''', \tag{26}$$

$$\frac{B}{A} Re \left[\left(g + \frac{1}{2} \eta g' \right) A_1 + 2(f'g - fg') \right] - \frac{\sigma_{nf}}{\sigma_f} \frac{MRe(g + mf')}{A(1+m^2)} = g'', \tag{27}$$

$$\frac{\partial p^*}{\partial z} = (A_1(f + \eta f') - 4ff')B(1-ct)Re - 2 \frac{(1-ct)}{A} f'', \tag{28}$$

$$\begin{aligned}
 &A_1\left(s + \theta + \frac{1}{2}\eta\theta'\right) + (s + \theta)f' - 2f\theta' + \gamma\left[\left(s + \theta + \frac{7}{8}\eta\theta'\right) + \right. \\
 &f'(f' + \frac{1}{2}\eta f'')\left.(s + \theta) + 2f'(s + \theta + \frac{1}{2}\eta\theta') - 4f\left(\frac{1}{2}\eta\theta'' + \frac{3}{2}\theta'\right) + \right. \\
 &\left.(f + \eta f')\theta' + f'^2(s + \theta) - \frac{4}{A_1}f'\theta' - 2ff''(s + \theta) + \frac{4}{A_1}f^2\theta'' - \frac{4}{A_1}ff'\theta'\right. \\
 &= \frac{D}{C}\left(\frac{1}{PrRe}\theta'' + \frac{1}{Pr}(s + \theta)\right),
 \end{aligned}
 \tag{29}$$

$$\frac{1}{2}\eta\tilde{\varphi}' - \frac{2}{A_1}f\tilde{\varphi}' - \frac{1}{Sc}\tilde{\varphi}'' + k1\tilde{\varphi}l^2 = 0,
 \tag{30}$$

$$\frac{1}{2}\eta\tilde{l}' - \frac{2}{A_1}f\tilde{l}' - \frac{\delta}{Sc}\tilde{l}'' - k1\tilde{\varphi}l^2 = 0,
 \tag{31}$$

with transformed boundary conditions

$$\begin{aligned}
 f(0) = 0, f(1) = 0, f'(0) = \gamma_1, f'(1) = \gamma_2, g(0) = 1, \\
 g(1) = \Omega, \theta(0) = 1 - s, \theta(1) = 0, P(0) = 0,
 \end{aligned}
 \tag{32}$$

where

$$\begin{aligned}
 M = \frac{\sigma_f B_O^2(1-ct)}{\rho_f}, A_1 = \frac{c}{\Omega_1}, \gamma_1 = \frac{a_1}{\Omega_1}, \gamma_2 = \frac{a_2}{\Omega_2}, Sc = \frac{h^2c}{D_A}, Pr = \frac{v_f(\rho C_p)_f}{k_f}, \Omega = \frac{\Omega_2}{\Omega_1}, \\
 k1 = \frac{K_c c_0^2(1-ct)}{c}, k2 = \frac{k_s h(1-ct)^{1/2}}{D_A} \delta = \frac{D_B}{D_A}, \gamma = \frac{ce_1}{1-ct}, D = \frac{k_{nf}}{k_f}, B = \frac{(\rho C_p)_{nf}}{(\rho C_p)_f}.
 \end{aligned}
 \tag{33}$$

By assuming the chemical species alike, we take diffusion coefficient of both species equal, so that $\delta = 1$. And thus we have $\tilde{l}(\eta) + \tilde{\varphi}(\eta) = 1$, we get from Equations (30) and (31)

$$\frac{1}{Sc}\tilde{\varphi}'' - \frac{1}{2}\eta\tilde{\varphi}' + \frac{2}{A_1}f\tilde{\varphi}' - k1(1 - \tilde{\varphi})^2\tilde{\varphi} = 0,
 \tag{34}$$

$$\tilde{\varphi}'(0) = K2\tilde{\varphi}'(0), \tilde{\varphi}'(1) \rightarrow 1,
 \tag{35}$$

Differentiating Equation (26), we get

$$A_1\left(\frac{3}{2}f'' + \frac{\eta}{2}f'''\right) + Re(2ff'''' - 2gg') - \frac{\sigma_{nf} MRe(f'' - mg')}{\sigma_f B(1 + m^2)} = \frac{A}{B}f''''',
 \tag{36}$$

3. Skin Friction and Local Nusselt Number

Shear stresses at lower disk in radial and tangential directions are τ_{zr} and $\tau_{z\theta}$

$$\tau_{zr} = \mu_{nf}u_z|_{z=0} = \frac{\mu_f r \Omega_1 f''(0)}{h(1 - \phi)^{2.5}}, \tau_{z\theta} = \mu_{nf}u_z|_{z=0} = \frac{\mu_f r \Omega_1 g'(0)}{h(1 - \phi)^{2.5}},
 \tag{37}$$

The total shear stress is

$$\tau_w = (\tau_{zr}^2 + \tau_{z\theta}^2)^{1/2},
 \tag{38}$$

Coefficients of drag force at $z = 0$, and $z = h$ for the disk are

$$\begin{aligned}
 C_{f1} = \frac{\tau_w|_{z=0}}{\rho_f(r\Omega_1)^2} = \frac{1}{Re_r(1-\phi)^{2.5}} \left[(f''(0))^2 + (g'(0))^2 \right]^{1/2}, \\
 C_{f2} = \frac{\tau_w|_{z=h}}{\rho_f(r\Omega_2)^2} = \frac{1}{Re_r(1-\phi)^{2.5}} \left[(f''(1))^2 + (g'(1))^2 \right]^{1/2},
 \end{aligned}
 \tag{39}$$

Here, Re_r represents local Reynolds number.

The dimensional form of Nu (the local Nusselt number) is

$$Nu = \frac{k_{nf}(\rho C_p)_f}{\rho_f k_f},
 \tag{40}$$

By using transformation given in Equations (25), Equation (40) becomes

$$(1 - ct)^{1/2}Nu_1 = -\frac{k_{nf}}{k_f}\theta'(0), (1 - ct)^{1/2}Nu_2 = -\frac{k_{nf}}{k_f}\theta'(1), \quad (41)$$

4. Numerical Method

In current model, MATLAB built-in-function `bvp4c` is used to solve coupled ordinary differential equations (ODE's) (Equations (26–36)) with mentioned boundary conditions (32). The computational purpose of the infinite domain is restricted to $\eta = 4$ which is enough to indicate the asymptotic behavior of the solution. The theme numerical scheme needs initial approximation with tolerance 10^{-6} . The initial taken estimation must meet the boundary conditions without interrupting the solution technique. We obtain a system comprising three first-order differential equations given below:

$$\begin{aligned} f' &= y_2, \\ f'' &= y_3, \\ f''' &= y_4 \\ f'''' &= y_5 \\ yy1 &= \frac{B}{A} \left(A_1 \left(\frac{3}{2}y_3 + \frac{\eta}{2}y_4 \right) + Re(2y_1y_4 - 2y_5y_6) - \frac{\sigma_{nf}}{\sigma_f} \frac{MRe(y_3 - my_6)}{B(1+m^2)} \right), \\ g &= y_5, \\ g' &= y_6, \\ yy2 &= \frac{B}{A} Re \left[\left(y_5 + \frac{1}{2} \eta y_6 \right) A_1 + 2(y_2y_5 - y_1y_6) \right] - \frac{\sigma_{nf}}{\sigma_f} \frac{MRe(y_5 + my_2)}{A(1+m^2)}, \\ \theta &= y_7, \\ \theta' &= y_8 \\ yy3 &= \frac{1}{\frac{D}{C} \frac{1}{PrRe} - \frac{4}{A_1} (y_1)^2 - 2\eta y_1} \left(A_1 \left(s + y_7 + \frac{1}{2} \eta y_8 \right) + (s + y_7)y_2 - 2y_1y_8 + \right. \\ &\quad \left. \gamma \left[\left(s + y_7 + \frac{7}{8} \eta y_8 \right) + y_2 \left(y_2 + \frac{1}{2} \eta y_3 \right) (s + y_7) + 2y_2 \left(s + y_7 + \frac{1}{2} \eta y_8 \right) - \right. \right. \\ &\quad \left. \left. 6y_1y_8 + (y_1 + \eta y_2)\theta' + (y_2)^2 (s + y_7) - \frac{4}{A_1} y_2y_8 - 2y_1y_3 (s + y_7) - \frac{D}{CPr} (s + y_7) \right) \right], \end{aligned} \quad (42)$$

With suitable boundary condition

$$\begin{aligned} y_1(0) &= 0, y_2(0) = \gamma_1, y_5(0) = 1, y_7(0) = 1 - s, \\ y_1(1) &= 0, y_2(1) = \gamma_2, y_5(1) = \Omega, y_7(1) = 0 \end{aligned} \quad (43)$$

5. Outcomes with Discussion

In this section the impact of different parameters on velocity and temperature profile, drag force coefficient, and Nusselt number is described in the form of graphs and tables. In order to acquire the required outcome we fix the different flow parameters such as $M = 0.7, A_1 = 0.5, \gamma_1 = 0.1, \gamma_2 = 0.5, Sc = 1, Pr = 6.7, \gamma = 0.5, k_1 = 0.1, \Omega = 0.1$.

5.1. Radial and Axial Velocity Profile

In Figures 2–9, the radial velocity $f'(\eta)$ and axial velocity profiles $f(\eta)$ is depicted for Re , parameters, scaled Stretching γ_1 and γ_2 and nanoparticle volume fraction ϕ . The solid line (—) and the dashed line (---) represent the single wall carbon nanotubes and multiwall carbon nanotubes respectively. Figures 2 and 3 show that the magnitude of radial $f'(\eta)$ and axial velocity $f(\eta)$ reduces for incremental value of Re . The fact is that for increasing values of Reynolds number causes the increase in resistive forces which reduces the motion of fluid. Magnitude of $f'(\eta)$ and $f(\eta)$ for multiwall carbon nanotubes is higher as compared with single wall carbon nanotubes. $f(\eta)$ takes on negative values near the lower disks because upper disks are moving faster than the lower disks. Figure 4 depicts that $f'(\eta)$ escalates in the vicinity of the lower disk and declines in the vicinity of the upper disks by enhancing the value of γ_1 , while the behavior of $f(\eta)$ remain same throughout the system as shown

in Figure 5. But by the increase in the value of γ_2 , $f'(\eta)$ increases in the vicinity of the lower disks and decreases in the vicinity of the upper disks, (see Figure 6), and $f(\eta)$ shows decrease in magnitude throughout the system, (see Figure 7). Figure 8 shows that $f(\eta)$ reduces by the increase of nanoparticle volume fraction and magnitude of $f(\eta)$ is smaller for MWCNTs. $f'(\eta)$ is decreasing near the lower disk and enhancing near the upper disks by increasing ϕ , while the amplitude of $f'(\eta)$ is higher for MWCNTs than SWCNTs. This effect is shown in Figure 9.

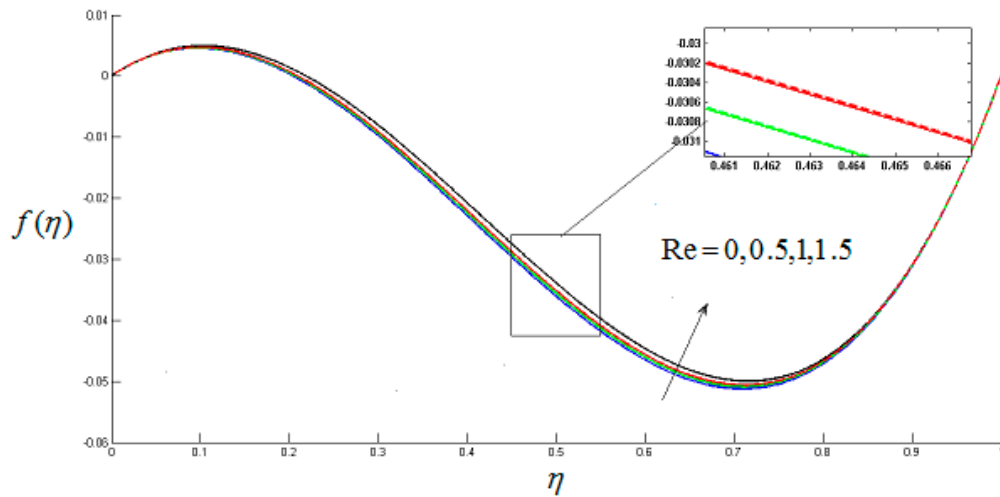


Figure 2. Axial velocity profile $f(\eta)$ for Re .

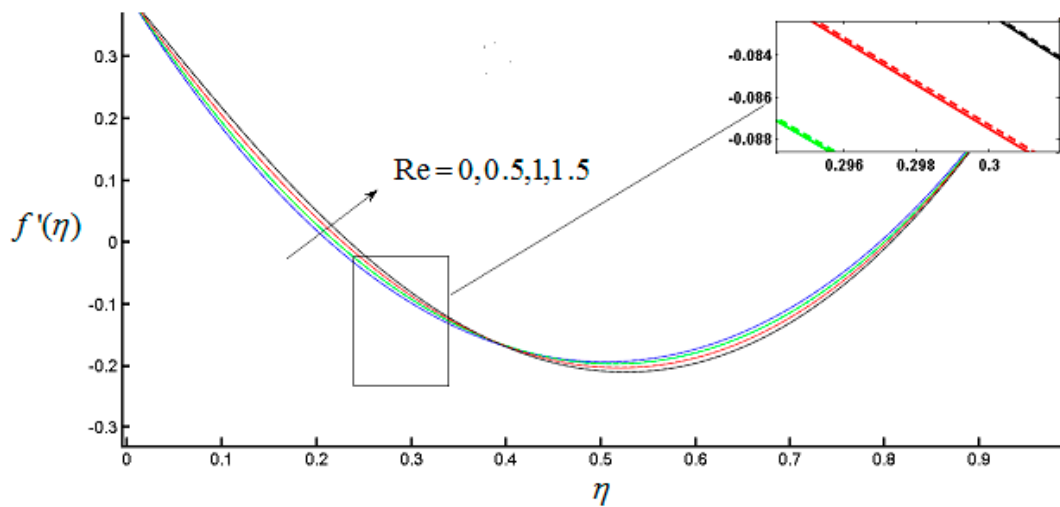


Figure 3. Radial velocity profile $f'(\eta)$ for Re .

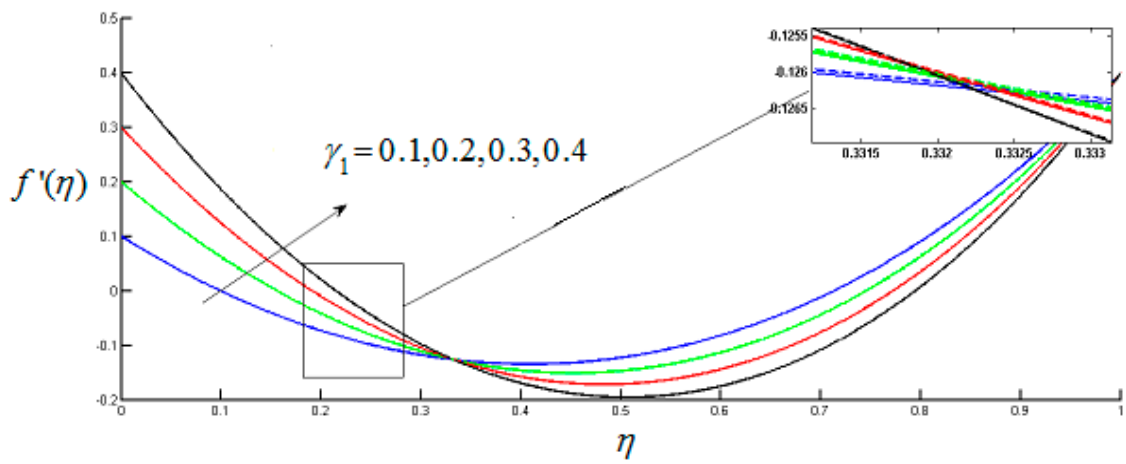


Figure 4. Radial velocity profile $f'(\eta)$ for γ_1 .

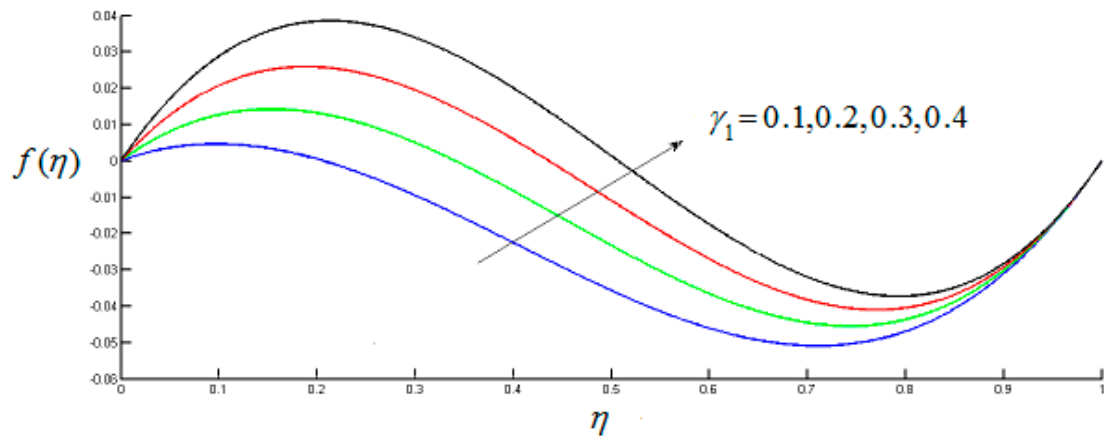


Figure 5. Axial velocity profile $f(\eta)$ for γ_1 .

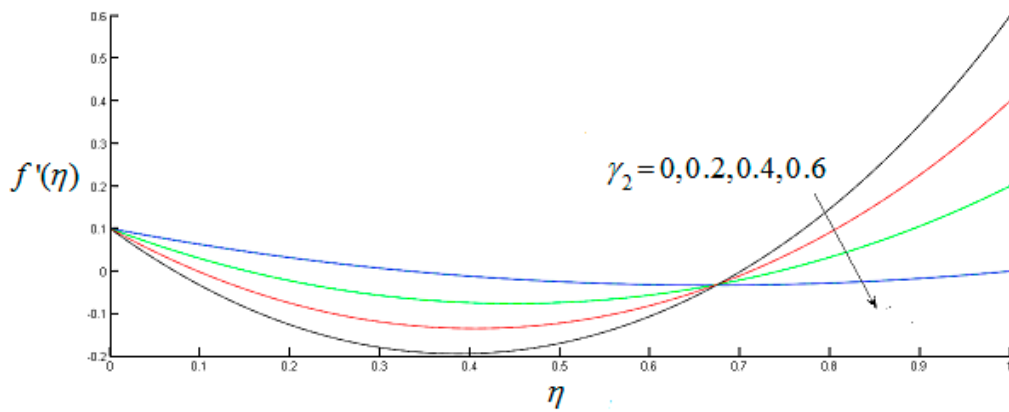


Figure 6. Radial velocity profile $f'(\eta)$ for γ_2 .

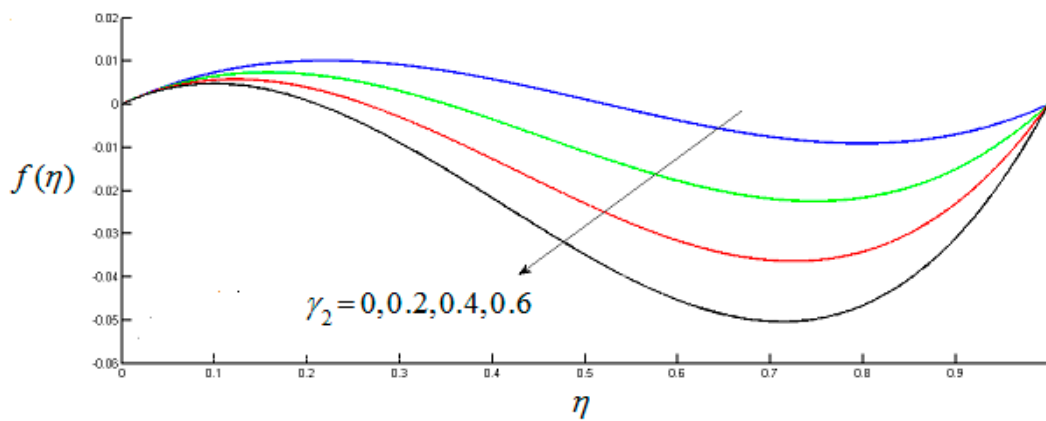


Figure 7. Axial velocity profile $f(\eta)$ for γ_2 .

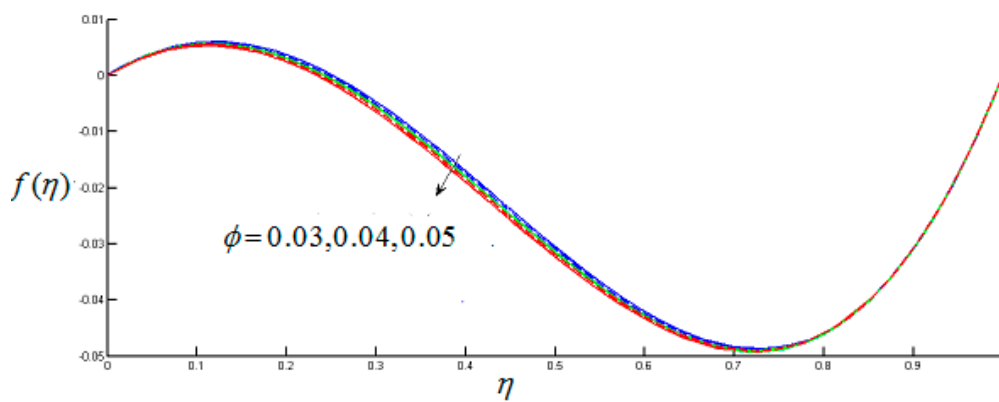


Figure 8. Radial velocity profile $f(\eta)$ for ϕ .

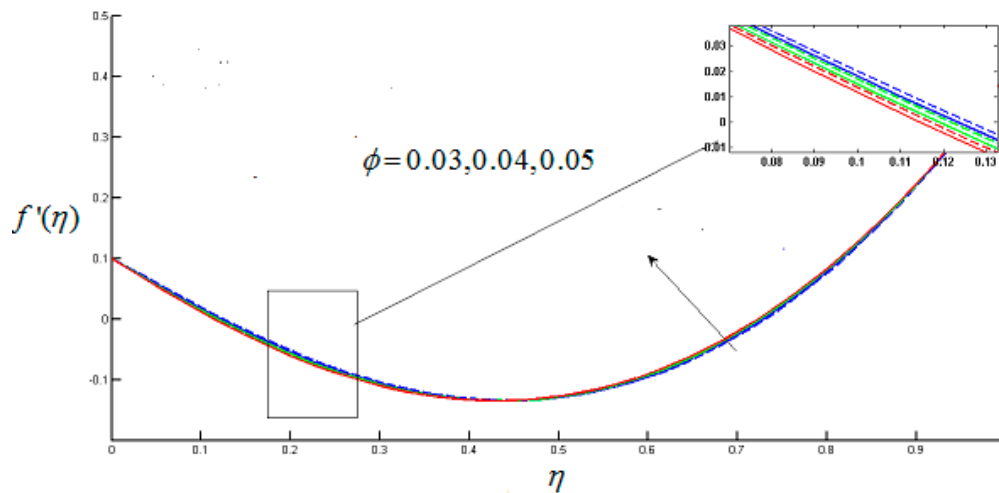


Figure 9. Axial velocity profile $f'(\eta)$ for ϕ .

5.2. Tangential Velocity Profile

Tangential velocity $g(\eta)$ decreases by escalating the value of M because increasing magnetic field exerts a retarding force which slows the motion of the particles within the fluid. Figure 10 depicts that the tangential velocity has smaller magnitude for MWCNTs as compared to SWCNTs. Figure 11 depicts that tangential velocity decreases for increasing value of A_1 and its value is smaller for MWCNTs. Figure 12 shows that as stretching rate increases at the upper disk it causes a decrease of tangential

velocity. $g(\eta)$ increases for incremental values of hall current parameter m and magnitude of tangential velocity profile is more increasing for MWCNTs as compared with SWCNTs as shown in Figure 13. Figure 14 depicts the relationship between Ω and $g(\eta)$. It represents that the tangential velocity is an escalating function of rotation parameter. Figures 15 and 16 depict that for increasing ϕ the amplitude of $g(\eta)$ increases and it decreases for increasing Reynolds number.

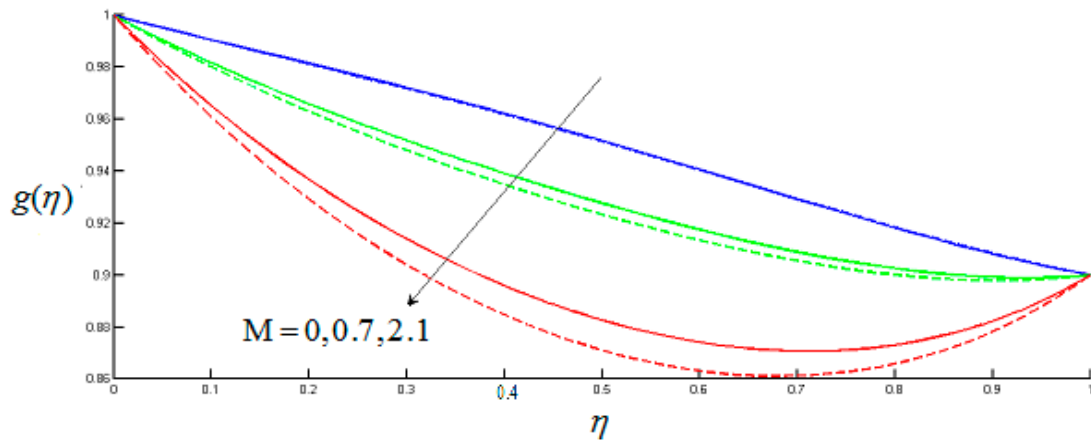


Figure 10. Tangential velocity profile for M .

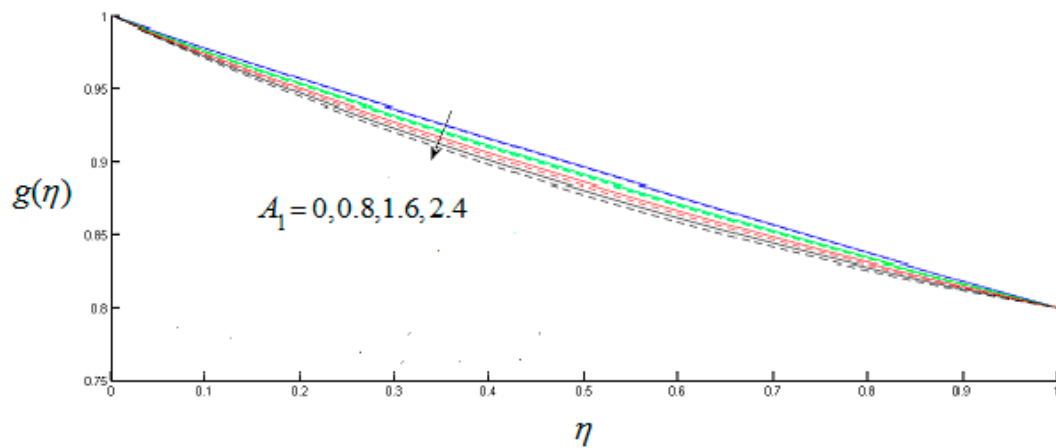


Figure 11. Tangential velocity profile for A_1 .

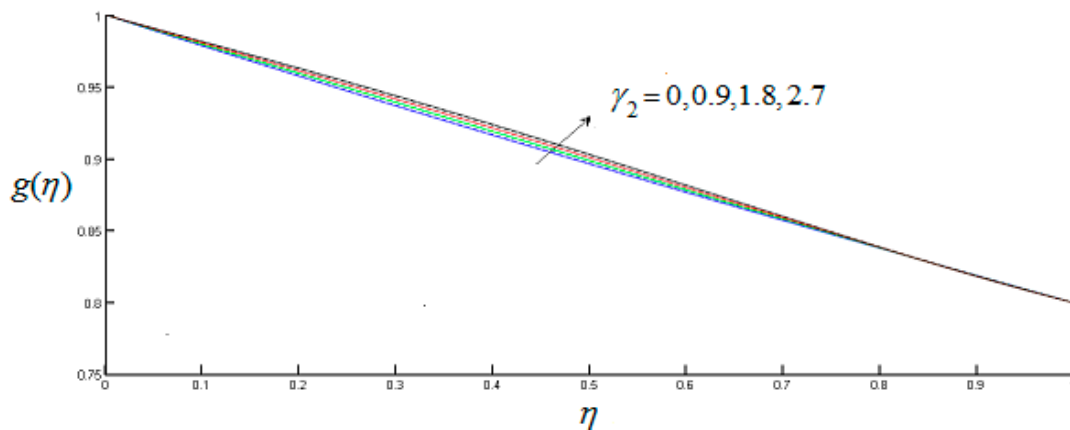


Figure 12. Tangential velocity profile for γ_2 .

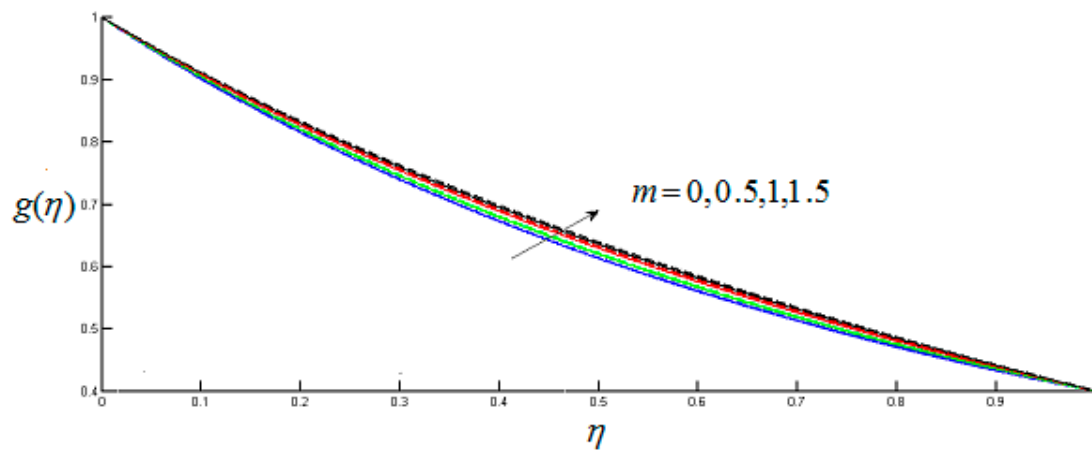


Figure 13. Tangential velocity profile for m .

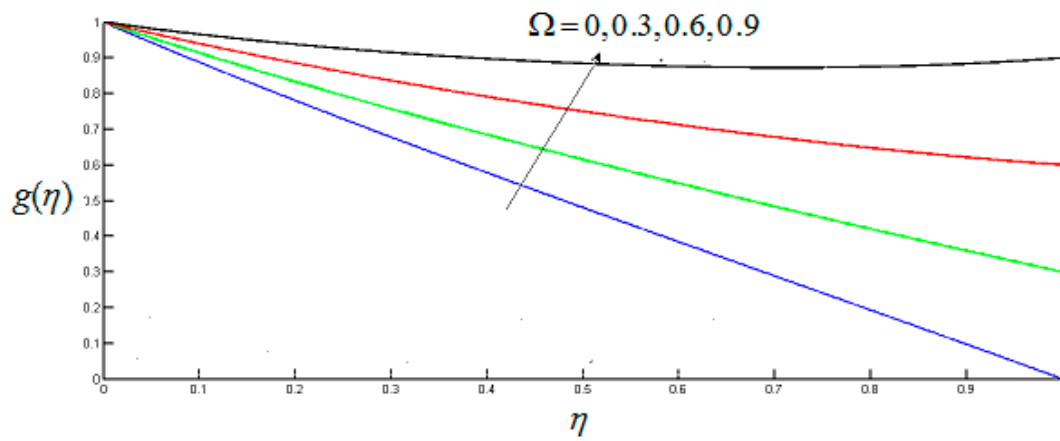


Figure 14. Tangential velocity profile for Ω .

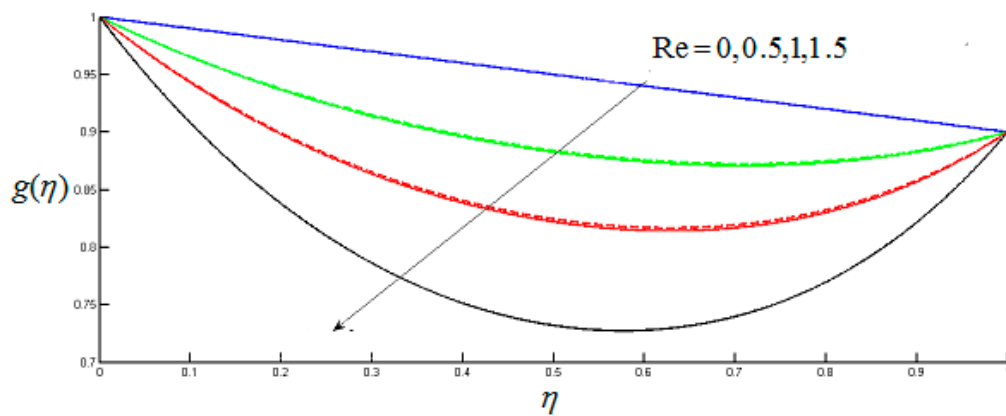


Figure 15. Tangential velocity profile for Re .

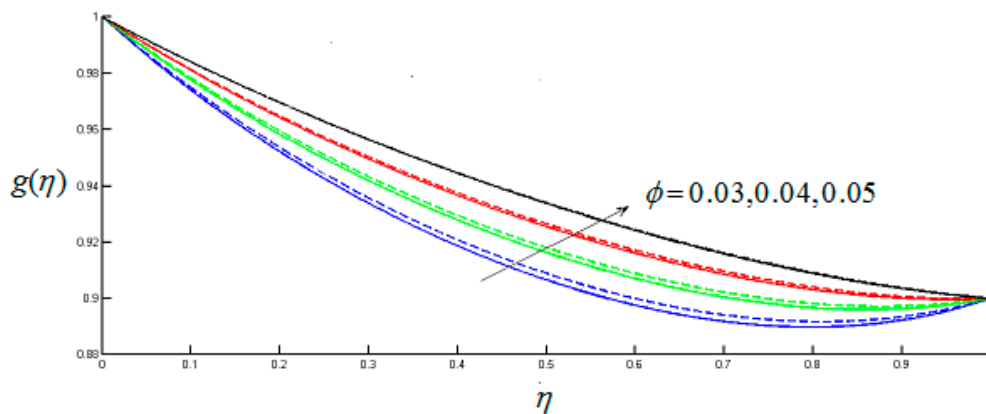


Figure 16. Tangential velocity profile for ϕ .

5.3. Dimensionless Temperature Distribution

The dimensionless temperature distribution for different values of relaxation parameter is depicted for both MWCNTs and SWCNTs in Figure 17. The figure shows that higher rate of thermal relaxation parameter causes the increase in temperature profile. Results shows that temperature profile is more increasing for MWCNTs than SWCNTs. Figure 18 shows that temperature decreases by increasing nanoparticle volume fraction and temperature profile shows more decreasing behavior for MWCNTs as compared to SWCNTs. Effect of Reynolds number, Prandtl number, stratification parameter, unsteadiness parameter A_1 , stretching parameter γ_1 at lower disk on temperature profile is shown in Figures 19–23. Results are plotted both for MWCNTs and MWCNTs. Figure 19 shows that for positive values of Re there is an increase in temperature profile, and it shows that multi-walled carbon nanotubes have higher temperature distribution for increasing Reynolds number as compared to single-walled carbon nanotubes. Similarly, graph is plotted for negative values of Reynolds number. It is revealed that on decreasing the value of Reynolds number, temperature profile also decreases and shows more decreasing behavior for MWCNTs than SWCNTs. Figures 20–22 portray the variation of temperature profile which decreases for incremental values of s , A_1 , and γ_1 this decreasing behavior is observed more for SWCNTs as compared with MWCNTs. Figure 23 depicts for increasing value of Prandtl number temperature profile decreases. The decrease in temperature by augmentation of Prandtl number is consistent with the physical expectation, as by increasing Prandtl number fluid possesses lower thermal diffusivity which causes the thickness of thermal boundary layer to decrease.

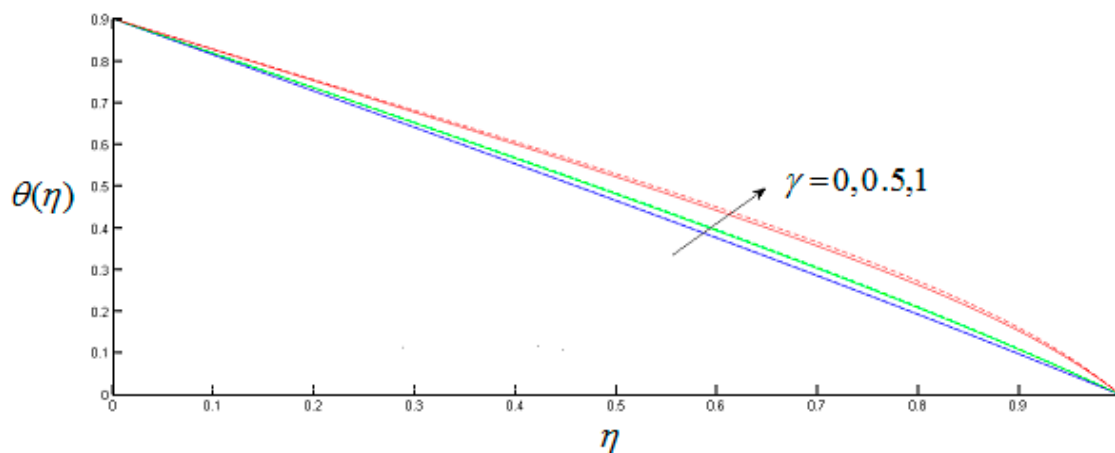


Figure 17. Temperature profile for γ .

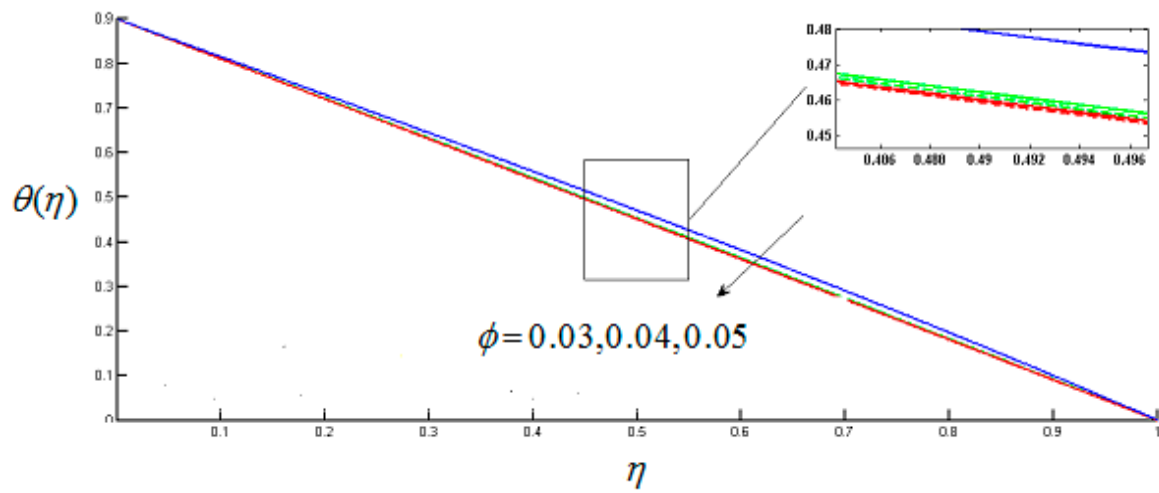


Figure 18. Temperature profile for ϕ .

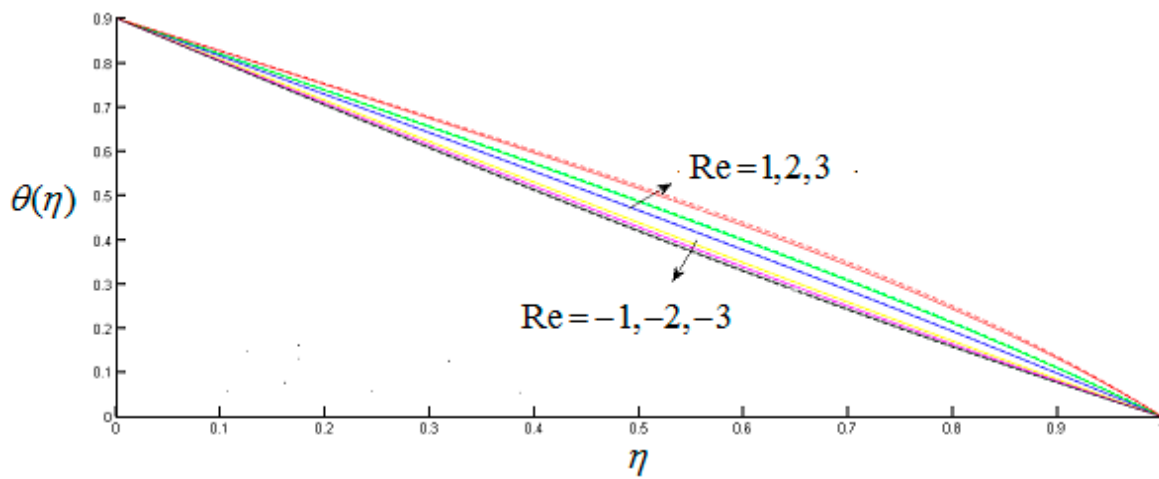


Figure 19. Temperature profile for Re .

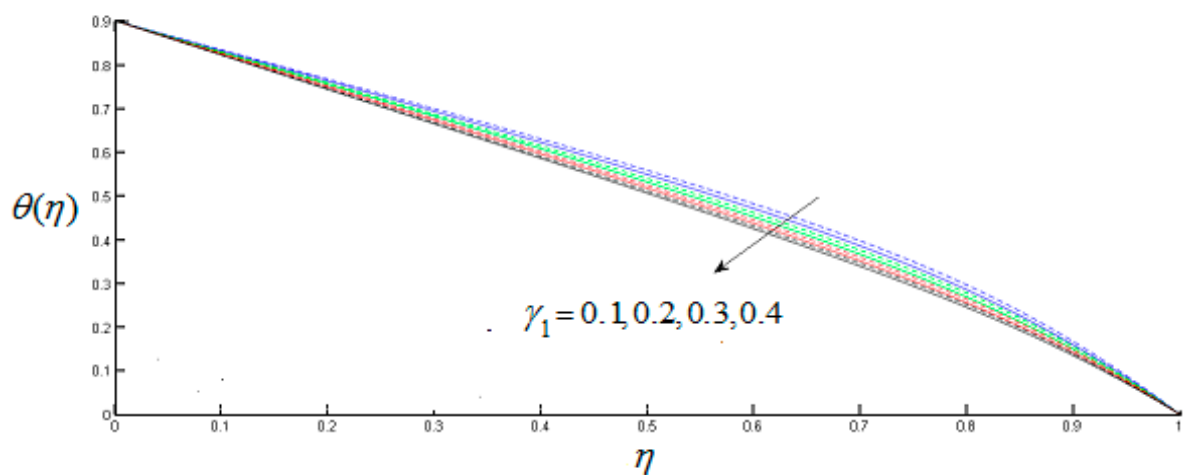


Figure 20. Temperature profile for γ_1 .

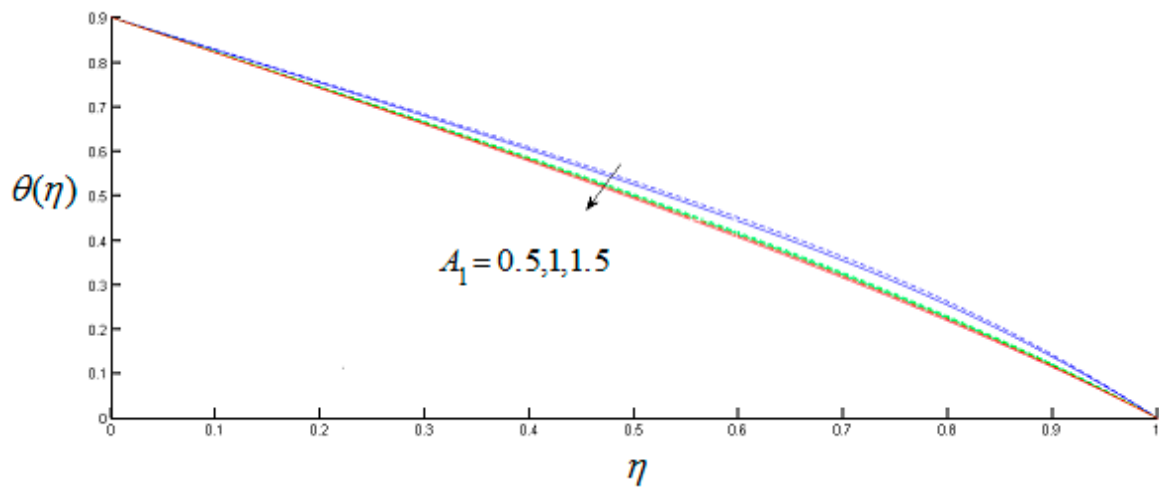


Figure 21. Temperature profile for A_1 .

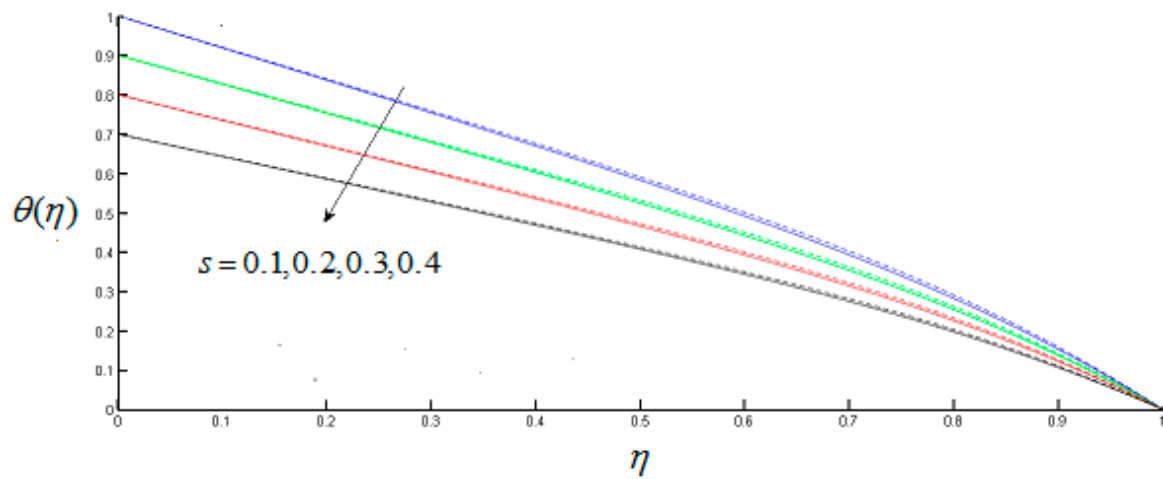


Figure 22. Temperature profile for s .

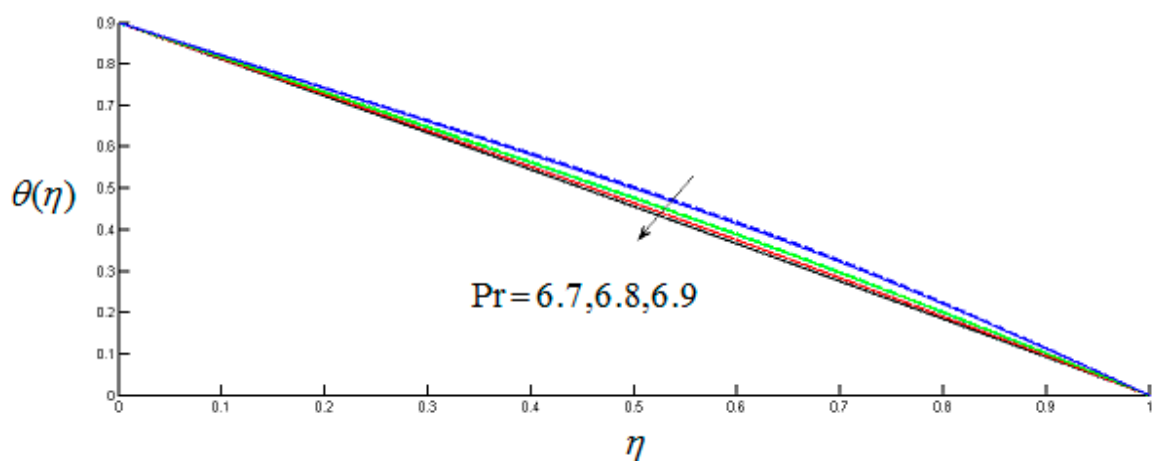


Figure 23. Temperature profile for Pr .

5.4. Concentration Profile

Figure 24 demonstrate the analysis of concentration profile. For various estimates of homogeneous reaction parameter k_1 there is decay in concentration profile. Similar results are obtained for heterogeneous reaction parameter k_2 in Figure 25. Concentration field is observed for Schmidt

number in Figure 26. As it is momentum to mass diffusivity ratio, so smaller the value of mass diffusivity, stronger the value of Schmidt number, which causes the reduction of the concentration of the fluid.

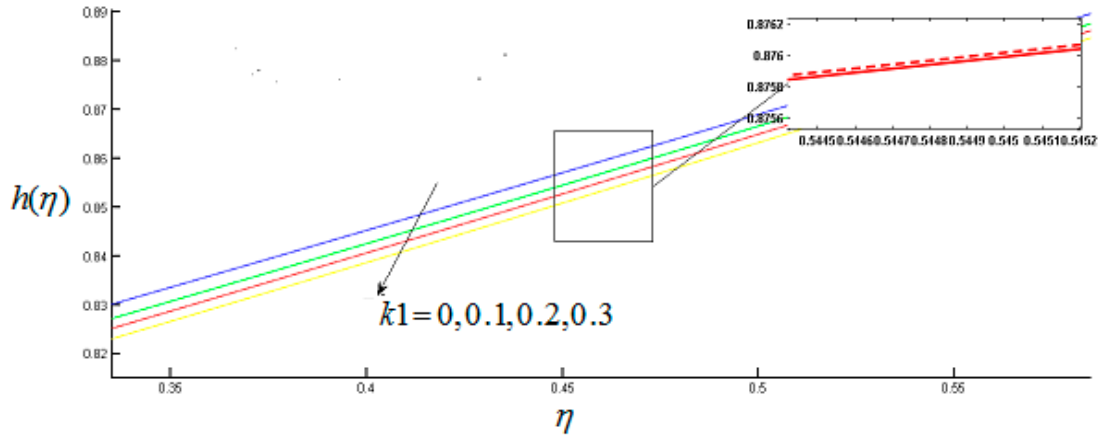


Figure 24. Concentration profile for k_1 .

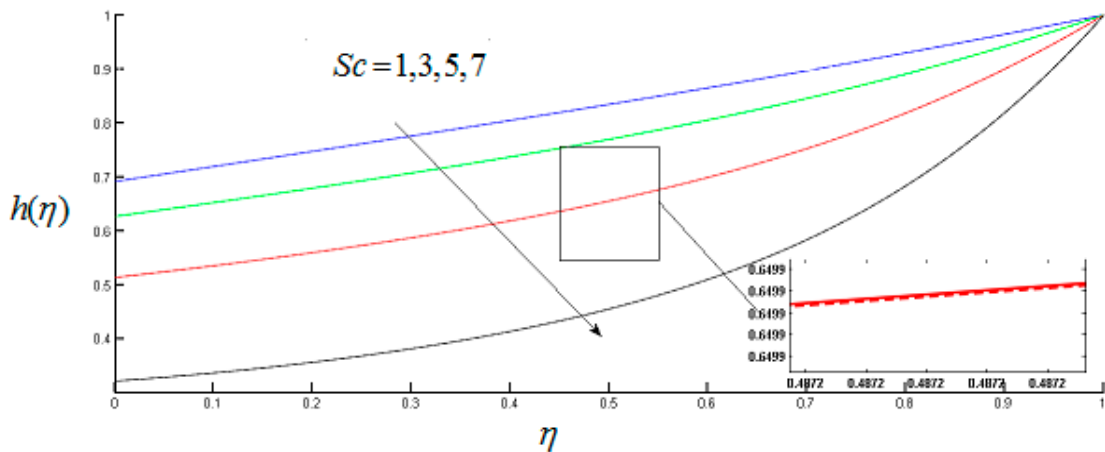


Figure 25. Concentration profile for Sc .

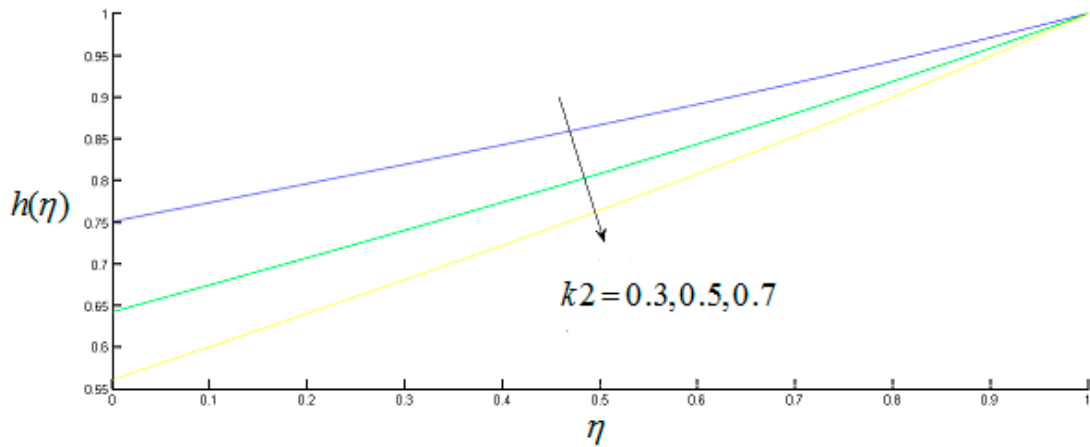


Figure 26. Concentration profile for k_2 .

Comparison of $f''(0)$ and $g'(0)$ with Stewartson [42] for several estimates of Ω by considering all extra terms as zero is depicted in Table 3. An excellent synchronization is achieved in this case. This substantiates our mathematical model and presented results.

Table 3. Comparison of $f''(0)$ and $g'(0)$ for numerous estimates of Ω with Stewartson [42].

Ω	$f''(0)$	Present	$-g'(0)$	Present
-1.0	0.06666	0.06665	2.00095	2.00096
-0.8	0.08394	0.08394	1.80259	1.80259
-0.3	0.10395	0.10396	1.30442	1.30443
0.0	0.09997	0.09998	1.00428	1.00429
0.5	0.06663	0.06664	0.50261	0.50262

5.5. Drag Force Coefficient and Heat Transfer Rate

Influence of Hartmann number M , Hall current parameter m , stretching parameter γ_1 and γ_2 , and Reynolds number on Skin friction coefficients for MWCNTs and SWCNTs at both disks is portrayed in Table 4. Skin coefficient friction decrease by increasing the value of Hall current parameter m and Hartmann number M at lower and upper disk for both MWCNTs and SWCNTs, while increasing behavior for Re and scaled stretching parameter γ_1 for disk at $z = 0$ and stretching parameter γ_2 for the disk at $z = h(t)$ for both MWCNTs and SWCNTs.

Table 4. Numerical values of drag force coefficient at lower and upper disk for SWCNTs and MWCNTs when $A_1 = 0.5$, $Pr = 6.7$, $\Omega = 0.5$, $S = 0.4$, $k_1 = 0.1$, $k_2 = 0.1$, $m = 0.5$, $Sc = 1$.

m	M	Re	γ_1	γ_2	SWCNTs C_1	MWCNTs C_1	SWCNTs C_2	MWCNTs C_2
0	0	-	-	-	5.03411	5.03457	6.04242	6.04063
-	0.5	-	-	-	5.02568	5.02466	6.04163	6.0397
-	1	-	-	-	5.01732	5.01486	6.04091	6.03888
0.5	0	-	-	-	5.03411	5.03457	6.04242	6.04063
-	0.5	-	-	-	5.02896	5.02852	6.04023	6.03805
-	1	-	-	-	5.02385	5.02253	6.03808	6.03553
0.5	0.5	0.5	-	-	4.13561	4.14261	5.58341	5.59479
-	-	1	-	-	4.2427	4.48904	5.984181	6.19988
-	-	1.5	-	-	5.15702	6.33493	7.14381	8.20049
-	-	0.1	0.1	-	2.94098	2.94399	4.87809	4.86666
-	-	-	0.2	-	3.60549	3.60836	5.22787	5.21623
-	-	-	0.1	0.6	2.94098	2.94399	4.87809	4.86666
-	-	-	-	0.8	3.553583	3.56223	6.32921	6.31152

Table 5 is erected to depict the impact of numerous parameters on heat transfer rate. It is gathered that rate of heat transfer is a decreasing function of unsteadiness parameter and Prandtl number at lower disk for both MWCNTs and SWCNTs, while it is a decreasing function of Reynolds number at lower disk and increasing function of Reynolds number at upper disk for both MWCNTs and SWCNTs.

Table 5. Numerical values of heat transfer rate at lower and upper disk for SWCNTs and MWCNTs when $\Omega = 0.5$, $\gamma_1 = 0.1$, $\gamma_2 = 0.4$, $k_1 = 0.1$, $k_2 = 0.1$, $m = 0.5$, $Sc = 1$.

S	Pr	Re	A_1	SWCNTs $-\frac{k_{nf}}{k_f} \theta'(0)$	MWCNTs $-\frac{k_{nf}}{k_f} \theta'(0)$	SWCNTs $-\frac{k_{nf}}{k_f} \theta'(1)$	MWCNTs $-\frac{k_{nf}}{k_f} \theta'(1)$
0.2	–	–	–	4.14135	3.83131	4.49696	4.16193
0.4	–	–	–	3.10577	2.87324	3.37182	3.12053
0.6	–	–	–	2.01701	1.91516	2.24668	2.07914
0.7	–	–	–	1.5524	1.43613	1.68411	1.55844
0.2	3.9	–	–	4.12824	3.81806	4.51945	4.18466
–	5.2	–	–	4.12164	3.81139	4.530861	4.19621
–	1.3	0.2	–	4.13503	3.82486	4.50794	4.17309
–	–	0.5	–	4.11594	3.81839	4.54154	4.18437
–	–	0.1	0.6	4.10289	3.79571	4.593021	4.25082
–	–	–	0.7	4.05746	3.75367	4.705941	4.35533
–	–	–	0.8	4.00509	3.7052	4.83659	4.47624

6. Conclusions

Unsteady axisymmetric MHD flow and transfer of heat with water-based carbon nanotubes amid two stretchable rotating disks is explored in the present study. Results for arising parameters for both SWCNTs and MWCNTs are illustrated. Main findings of our observations are as follows.

- Radial velocity increases and declines in the vicinity of the lower and the upper disks respectively.
- Radial and axial velocity profile is increasing for stretching parameter γ_1 and decreasing behavior γ_2 near the lower disks for both types of walls.
- Tangential velocity increases with increasing Hall current parameter and decreases with increasing Hartmann number in case of SWCNTs and MWCNTs.
- Temperature increases for thermal relaxation parameter, and decreases for nanoparticle volume fraction.
- In H-H reactions the concentration profile decreases for both types of CNTs.
- For incremental value of thermal stratification parameters temperature profile decreases.

Author Contributions: Conceptualization, M.R.; Methodology, S.R.; software, S.K.; Validation, P.K. and Y.N.; Formal Analysis, S.R.; Investigation, F.H.; X.X.; Writing—Original Draft Preparation, S.R.; Writing—Review and Editing, M.R.; visualization, S.K.; Supervision, M.R.; Project Administration, M.R.; Funding Acquisition, P.K. and Y.N.; All authors have read and agreed to the published version of the manuscript.

Funding: This research was funded by the Bio & Medical Technology Development Program of the NRF funded by the Korean government, MSIP(NRF-2015M3A9D7067219) and also supported by the Soonchunhyang University Research Fund.

Conflicts of Interest: Authors have no conflict of interest regarding this publication.

Nomenclature

Symbols	Description
$\vec{V} = \vec{V}(u, v, w)$	Velocity of the fluid (m/s)
M	Hartmann number
T	Temperature (K)
T_0	Reference temperature (K)
A, B	The dimensional constant $K.m^{-1}$
γ_1	Scale stretching parameters at lower disk
γ_2	Scale stretching parameters at upper disk
Ω_1	Angular velocity of the lower disk (sec^{-1})
Ω_2	Angular velocity of the upper disk (sec^{-1})

Symbols	Description
C_p	Specific heat ($\frac{J}{kg \cdot K}$)
A_1	Unsteadiness parameter
ε_1	Thermal relaxation time (sec)
B_0	Applied magnetic field (Tesla)
σ_{nf}	Thermal conductivity of nanofluid (S/m)
σ_f	Thermal conductivity of the fluid (S/m)
k_1	Measure of strength of homogeneous reaction
Ω	Rotation parameter
Sc	Schmidt number
D_A	Diffusion coefficient of chemical species A^* (cm^2/s)
s	Thermal stratification parameter
k_2	Measure of strength of heterogeneous reaction
Re	Reynolds number
μ_f	Dynamic viscosity of fluid ($Pa \cdot s$)
μ_{nf}	Dynamic viscosity of nanofluid ($Pa \cdot s$)
ρ_f	Density of the fluid (kgm^{-3})
k_{nf}	Thermal conductivity of the nanofluid (W/mk)
ρ_{nf}	Density of the nanofluid (kgm^{-3})
k_{CNT}	Thermal conductivity of carbon nanotubes (W/mk)
k_f	Thermal conductivity of the fluid (W/mk)
δ	Ratio of diffusion coefficients
D_B	Diffusion coefficient of chemical species B^* (cm^2/s)
Pr	Prandtl number
ε	Pressure parameter

References

- Suleman, M.; Ramzan, M.; Ahmad, S.; Lu, D.; Muhammad, T.; Chung, J.D. A Numerical Simulation of Silver–Water Nanofluid Flow with Impacts of Newtonian Heating and Homogeneous–Heterogeneous Reactions Past a Nonlinear Stretched Cylinder. *Symmetry* **2019**, *11*, 295. [\[CrossRef\]](#)
- Wang, X.Q.; Mujumdar, A.S. Heat transfer characteristics of nanofluids: A review. *Int. J. Therm. Sci.* **2007**, *46*, 1–19. [\[CrossRef\]](#)
- Alawi, O.A.; Sidik, N.A.C.; Xian, H.W.; Kean, T.H.; Kazi, S.N. Thermal conductivity and viscosity models of metallic oxides nanofluids. *Int. J. Heat Mass Transf.* **2018**, *116*, 1314–1325. [\[CrossRef\]](#)
- Choi, S.U.; Eastman, J.A. *Enhancing Thermal Conductivity of Fluids with Nanoparticles*; (No. ANL/MSD/CP-84938; CONF-951135-29); Argonne National Lab.: Lemont, IL, USA, 1995.
- Ali, N.; Teixeira, J.A.; Addali, A. A review on nanofluids: Fabrication, stability, and thermophysical properties. *J. Nanomater.* **2018**. [\[CrossRef\]](#)
- Sheikholeslami, M.; Ellahi, R.; Vafai, K. Study of Fe₃O₄-water nanofluid with convective heat transfer in the presence of magnetic source. *Alex. Eng. J.* **2018**, *57*, 565–575. [\[CrossRef\]](#)
- Haq, R.U.; Noor, N.F.M.; Khan, Z.H. Numerical simulation of water based magnetite nanoparticles between two parallel disks. *Adv. Powder Technol.* **2016**, *27*, 1568–1575. [\[CrossRef\]](#)
- Khan, Z.H.; Hussain, S.T.; Hammouch, Z. Flow and heat transfer analysis of water and ethylene glycol based Cu nanoparticles between two parallel disks with suction/injection effects. *J. Mol. Liq.* **2016**, *221*, 298–304.
- Saidi, M.H.; Tamim, H. Heat transfer and pressure drop characteristics of nanofluid in unsteady squeezing flow between rotating porous disks considering the effects of thermophoresis and Brownian motion. *Adv. Powder Technol.* **2016**, *27*, 564–574. [\[CrossRef\]](#)
- Hayat, T.; Javed, M.; Imtiaz, M.; Alsaedi, A. Convective flow of Jeffrey nanofluid due to two stretchable rotating disks. *J. Mol. Liq.* **2017**, *240*, 291–302. [\[CrossRef\]](#)
- Pourmehran, O.; Sarafraz, M.M.; Rahimi-Gorji, M.; Ganji, D.D. Rheological behaviour of various metal-based nano-fluids between rotating discs: A new insight. *J. Taiwan Inst. Chem. Eng.* **2018**, *88*, 37–48. [\[CrossRef\]](#)

12. Herlem, G.; Picaud, F.; Girardet, C.; Micheau, O. Carbon Nanotubes: Synthesis, Characterization, and Applications in Drug-Delivery Systems. In *Nanocarriers for Drug Delivery*; Elsevier: Amsterdam, The Netherlands, 2019; pp. 469–529.
13. Ong, Y.T.; Ahmad, A.L.; Zein, S.H.S.; Tan, S.H. A review on carbon nanotubes in an environmental protection and green engineering perspective. *Braz. J. Chem. Eng.* **2010**, *27*, 227–242. [[CrossRef](#)]
14. Simon, J.; Flahaut, E.; Golzio, M. Overview of Carbon Nanotubes for Biomedical Applications. *Materials* **2019**, *12*, 624. [[CrossRef](#)]
15. Imtiaz, M.; Hayat, T.; Alsaedi, A.; Ahmad, B. Convective flow of carbon nanotubes between rotating stretchable disks with thermal radiation effects. *Int. J. Heat Mass Transf.* **2016**, *101*, 948–957. [[CrossRef](#)]
16. Haq, R.U.; Hammouch, Z.; Khan, W.A. Water-based squeezing flow in the presence of carbon nanotubes between two parallel disks. *Therm. Sci.* **2016**, *20*. [[CrossRef](#)]
17. Mosayebidorcheh, S.; Hatami, M. Heat transfer analysis in carbon nanotube-water between rotating disks under thermal radiation conditions. *J. Mol. Liq.* **2017**, *240*, 258–267. [[CrossRef](#)]
18. Jyothi, K.; Reddy, P.S.; Reddy, M.S. Influence of magnetic field and thermal radiation on convective flow of SWCNTs-water and MWCNTs-water nanofluid between rotating stretchable disks with convective boundary conditions. *Powder Technol.* **2018**, *331*, 326–337. [[CrossRef](#)]
19. Kaempgen, M.; Duesberg, G.S.; Roth, S. Transparent carbon nanotube coatings. *Appl. Surf. Sci.* **2005**, *252*, 425–429. [[CrossRef](#)]
20. Keefer, E.W.; Botterman, B.R.; Romero, M.I.; Rossi, A.F.; Gross, G.W. Carbon nanotube coating improves neuronal recordings. *Nat. Nanotechnol.* **2008**, *3*, 434. [[CrossRef](#)]
21. Besteman, K.; Lee, J.O.; Wiertz, F.G.; Heering, H.A.; Dekker, C. Enzyme-coated carbon nanotubes as single-molecule biosensors. *Nano Lett.* **2003**, *3*, 727–730. [[CrossRef](#)]
22. Lu, D.; Ramzan, M.; Mohammad, M.; Howari, F.; Chung, J.D. A Thin Film Flow of Nanofluid Comprising Carbon Nanotubes Influenced by Cattaneo-Christov Heat Flux and Entropy Generation. *Coatings* **2019**, *9*, 296. [[CrossRef](#)]
23. Ramzan, M.; Gul, H.; Kadry, S. Onset of Cattaneo-Christov Heat Flux and Thermal Stratification in Ethylene-Glycol Based Nanofluid Flow Containing Carbon Nanotubes in a Rotating Frame. *IEEE Access* **2019**, *7*, 146190–146197. [[CrossRef](#)]
24. Khan, U.; Ahmad, S.; Ramzan, M.; Suleman, M.; Lu, D.; Inam, S. Numerical Simulation of Darcy–Forchheimer 3D Unsteady Nanofluid Flow Comprising Carbon Nanotubes with Cattaneo–Christov Heat Flux and Velocity and Thermal Slip Conditions. *Processes* **2019**, *7*, 687. [[CrossRef](#)]
25. Ramzan, M.; Mohammad, M.; Howari, F. Magnetized suspended carbon Nanotubes based nanofluid flow with bio-convection and entropy generation past a vertical cone. *Sci. Rep.* **2019**, *9*, 1–15. [[CrossRef](#)]
26. Bilal, M.; Ramzan, M. Hall current effect on unsteady rotational flow of carbon nanotubes with dust particles and nonlinear thermal radiation in Darcy–Forchheimer porous media. *J. Therm. Anal. Calorim.* **2019**, *138*, 3127–3137. [[CrossRef](#)]
27. Ramzan, M.; Shaheen, N. Thermally stratified Darcy–Forchheimer nanofluid flow comprising carbon nanotubes with effects of Cattaneo–Christov heat flux and homogeneous–heterogeneous reactions. *Phy. Scr.* **2019**, *95*, 015701. [[CrossRef](#)]
28. Ramzan, M.; Mohammad, M.; Howari, F.; Chung, J.D. Entropy analysis of carbon nanotubes based nanofluid flow past a vertical cone with thermal radiation. *Entropy* **2019**, *21*, 642. [[CrossRef](#)]
29. Hayat, T.; Haider, F.; Muhammad, T.; Ahmad, B. Darcy–Forchheimer flow of carbon nanotubes due to a convectively heated rotating disk with homogeneous–heterogeneous reactions. *J. Therm. Anal. Calorimetry* **2019**, *137*, 1939–1949. [[CrossRef](#)]
30. Ramzan, M.; Sheikholeslami, M.; Chung, J.D.; Shafee, A. Melting heat transfer and entropy optimization owing to carbon nanotubes suspended Casson nanoliquid flow past a swirling cylinder–A numerical treatment. *AIP Adv.* **2018**, *8*, 115130. [[CrossRef](#)]
31. Mahian, O.; Kianifar, A.; Kalogirou, S.A.; Pop, I.; Wongwises, S. A review of the applications of nanofluids in solar energy. *Int. J. Heat Mass Transf.* **2013**, *57*, 582–594. [[CrossRef](#)]
32. Cattaneo, C. *Sulla Conduzione del Calore*; Atti Sem. Mat. Fis. Univ: Modena, Italy, 1948; Volume 3, pp. 83–101.
33. Christov, C.I. On frame indifferent formulation of the Maxwell–Cattaneo model of finite-speed heat conduction. *Mech. Res. Commun.* **2009**, *36*, 481–486. [[CrossRef](#)]

34. Hayat, T.; Qayyum, S.; Imtiaz, M.; Alsaedi, A. Flow between two stretchable rotating disks with Cattaneo-Christov heat flux model. *Results Phys.* **2017**, *7*, 126–133. [[CrossRef](#)]
35. Dogonchi, A.S.; Chamkha, A.J.; Seyyedi, S.M.; Ganji, D.D. Radiative nanofluid flow and heat transfer between parallel disks with penetrable and stretchable walls considering Cattaneo–Christov heat flux model. *Heat Transf. Asian Res.* **2018**, *47*, 735–753. [[CrossRef](#)]
36. Lu, D.; Li, Z.; Ramzan, M.; Shafee, A.; Chung, J.D. Unsteady squeezing carbon nanotubes based nano-liquid flow with Cattaneo–Christov heat flux and homogeneous–heterogeneous reactions. *Appl. Nanosci.* **2019**, *9*, 169–178. [[CrossRef](#)]
37. Ramzan, M.; Liaquet, A.; Kadry, S.; Yu, S.; Nam, Y.; Lu, D. Impact of Second-Order Slip and Double Stratification Coatings on 3D MHD Williamson Nanofluid Flow with Cattaneo–Christov Heat Flux. *Coatings* **2019**, *9*, 849. [[CrossRef](#)]
38. Ramzan, M.; Gul, H.; Sheikholeslami, M. Effect of second order slip condition on the flow of tangent hyperbolic fluid—A novel perception of Cattaneo–Christov heat flux. *Phys. Scr.* **2019**, *94*, 115707. [[CrossRef](#)]
39. Alebraheem, J.; Ramzan, M. Flow of nanofluid with Cattaneo–Christov heat flux model. *Appl. Nanosci.* **2019**, 1–11. [[CrossRef](#)]
40. Lu, D.; Ramzan, M.; Ahmad, S.; Chung, J.D.; Farooq, U. Upshot of binary chemical reaction and activation energy on carbon nanotubes with Cattaneo-Christov heat flux and buoyancy effects. *Phys. Fluids* **2017**, *29*, 123103. [[CrossRef](#)]
41. Chaudhary, M.A.; Merkin, J.H. A simple isothermal model for homogeneous-heterogeneous reactions in boundary-layer flow. II Different diffusivities for reactant and autocatalyst. *Fluid Dyn. Res.* **1995**, *16*, 335. [[CrossRef](#)]
42. Stewartson, K. On the flow between two rotating coaxial disks. In *Mathematical Proceedings of the Cambridge Philosophical Society*; Cambridge University Press: Cambridge, UK, 1953; Volume 49, pp. 333–341.



© 2020 by the authors. Licensee MDPI, Basel, Switzerland. This article is an open access article distributed under the terms and conditions of the Creative Commons Attribution (CC BY) license (<http://creativecommons.org/licenses/by/4.0/>).